



Sesshu Toyo: Paisatge hivernal (1486)

full 1/3


© Eduard Barrobés

— scissors — tall
- - - - - plec



||||| enganxar



peça 2


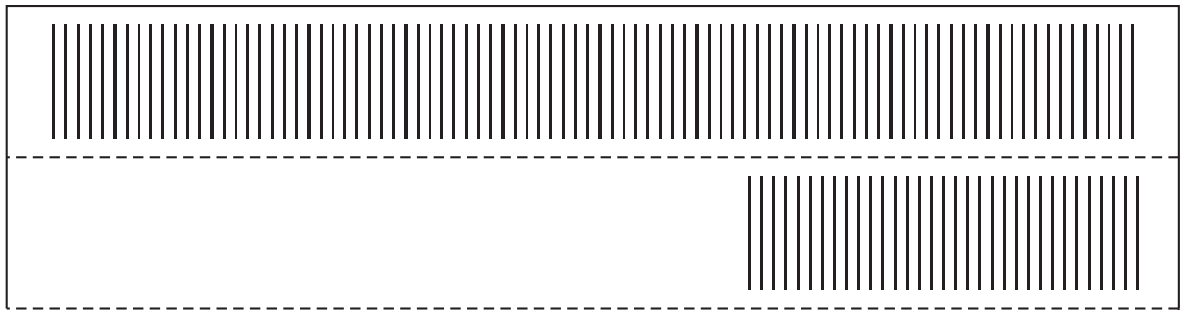


peça 1

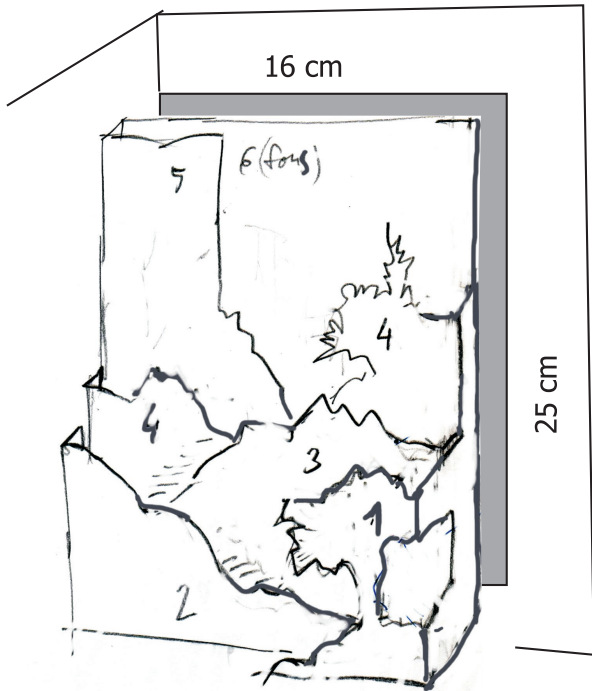
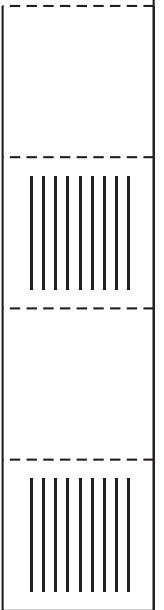


peça 3

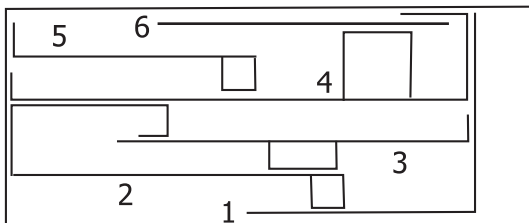




peça 4



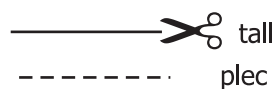
El conjunt es munta en un DinA3 plegat.
Primer, marquem el fons de 16x25



Esquema de la posició de les peces, amb els elements de suport muntats, vistes des de dalt. Ordre de muntatge:
Pestanya posterior de la 4 - 6 - 5 - tancar 4
- lateral 1 - part posterior de la 2 - 3 -
tancar 2 - tancar 1.

Sesshu Toyo: Paisatge hivernal (1486) full 2/3

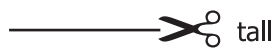
© Eduard Barrobés
S I



Sesshu Toyo:
Paisatge hivernal (1486)

full 3/3

© Eduard Barrobés



tall




plec



enganxar



peça 6



peça 5



imatge original